

# Hale County School System



## Review and Enrichment Practice Kindergarten

Michael C. Ryans  
Superintendent

# Learning Activity Packet for Emergency Closing #1

**Directions:** Select at least **four (4) activities** to complete each emergency closing day. Share/review your choices with an adult. Each activity is labeled with one or more content area icons; complete activities from a variety of different content categories (see icons below). **Check the box** for each activity you complete.



Literacy



Math



Science



Social Studies



Art and Music



Health and  
Wellness

NOTE: Items that are **bold** indicate an attachment contained in this booklet; items that are underlined indicate an online website or resource.

☐

☐

☐

☐


Sort at least 10 items in your house by color or shape.

Use cereal or small objects to write addition sentences. You can use the **Addition Sentences** to record your work.

Sort 10 items from your pantry/refrigerator into categories: healthy vs. treats.

Count groups of items in your house. Record what you count on the **Counting Worksheet**.

☐

☐

☐

☐


Do something kind for a friend or family member. Think about how that makes you feel.

Sing a song you learned in school to a grown-up. Example: The Months of the Year or Days of the Week

Look outside. Record your weather observations on the **Weather Sheet**. Draw a picture of what you see.

Read a fiction story with a grown-up. Tell them the characters, setting, and problem and solution.

☐

☐

☐

☐


Let's get moving. Try jumping jacks, reaching up high and touching your toes, bouncing a ball, or jumping on one foot. Count as you go.

Make a homemade gift for someone. Write a note to go with it.

Make a snack with a grown-up. Draw or write down the steps using the words "first, next, then, and last."

Go outside and pour a jug of water on a sidewalk. What direction does the water flow? Can you use sticks or another object to change the direction?

☐

☐

☐

☐


Go on a treasure hunt in your home and find items that begin with each letter of the alphabet.

With permission from an adult, log in to [www.gonoodle.com](http://www.gonoodle.com) and choose two of your favorite movement activities.



Create a journal and draw a picture and write a sentence about what you did today.

Draw a picture for your teacher and label three things.



## ADDITION SENTENCES WORKSHEET

Use objects or pictures to write your addition problems.

	<b>and</b>		<b>is</b>	<b>5</b>
---	------------	---	-----------	----------

	<b>and</b>		<b>is</b>	
--	------------	--	-----------	--

	<b>and</b>		<b>is</b>	
--	------------	--	-----------	--


	<b>and</b>		<b>is</b>	
--	------------	--	-----------	--





## COUNTING WORKSHEET

Count groups of items in your house (ex.: cars, cheerios). Draw and record what you count in the chart below.

What did you count? Draw a picture of the objects you counted.	How many?
	4

**Weather Worksheet**

**Look out the window. Draw a picture of what you see. What is the weather like today?**



**Today the weather is:** \_\_\_\_\_

# Learning Activity Packet for Emergency Closing #2

**Directions:** Select at least **four (4) activities** to complete each emergency closing day. Share/review your choices with an adult. Each activity is labeled with one or more content area icons; complete activities from a variety of different content categories (see icons below). **Check the box** for each activity you complete.



Literacy



Math



Science



Social Studies



Art and Music

Health and  
Wellness

NOTE: Items that are **bold** indicate an attachment contained in this booklet; items that are underlined indicate an online website or resource.



Find 4 different books.  
How many pages are in  
each book? Which book  
has the most pages?  
Which book has the  
fewest pages?

Create a "How to Be a  
Good Friend" book on  
blank paper. Use words  
and pictures to show how  
you can be a good friend.

Help someone with a  
chore around the house.

Pick a familiar book and  
go read in a special  
"reading spot" at home.  
Share your favorite part  
of the story with  
someone.



Find at least 10 different  
items in your house.  
Complete the activity on  
the **Write the Room**.

With help from an adult,  
listen to music and move  
to the beat. Try this  
website:  
[www.classicsforkids.com](http://www.classicsforkids.com)

Look around one room in  
your house. How many  
things can you find that  
include the shape of a  
square? Can you find at  
least 10?

Trace a shoe or a hand.  
Guess how many objects  
will cover the shape.  
Write the number of  
items that covered the  
whole shape.



Use stuffed animals to  
act out a story problem.  
For example, "There are  
5 children on the bus.  
One got off the bus. How  
many children are left?"

With permission, go outside  
to look at your shadow.  
Then, go outside later in the  
day and see if you notice  
changes. Tell a grown-up  
how shadows are formed.

Play a game of indoor  
bowling using what you  
learned about pushes  
and pulls. You can use  
plastic cubs and an  
indoor safe ball.

Explore instruments and  
composers online with  
help from an adult.  
[www.mydso.com/dso-kids](http://www.mydso.com/dso-kids)



Self-Portrait: Look in a  
mirror and draw a self-  
portrait. Include as much  
realistic detail as  
possible.

Landscape Out Your  
Window- draw a picture  
of what you see from  
your window. Use  
**Landscape Worksheet**

Let's Get Moving! Find a  
comfortable space in  
your house and follow  
the instructions on the  
**Let's Get Moving sheet**.

With help from an adult,  
make a healthy snack to  
enjoy. Talk about what  
makes it a healthy  
choice.



**“Write The Room”**

Find at least 10 different items in your house. Say the name of each item. Can you write the first and last letter of each item based on how the word sounds? For example: “DOG” – the first sound is “d,” and the last sound is “g.” Write the words in the space below.


Handwriting practice lines (left column) consisting of 10 sets of three horizontal lines (top solid blue, middle dashed red, bottom solid blue).

Handwriting practice lines (right column) consisting of 10 sets of three horizontal lines (top solid blue, middle dashed red, bottom solid blue).





## LANDSCAPE FROM YOUR WINDOW



Use materials of your choice (crayons, pencils, paint, clay...) to create a picture of the view from your window. What do you see? What is happening? How can you tell? What details can you include in your artwork to describe what you see? Find a creative way to show what is happening outside your window. Bring your artwork to school to share with your class.



## LET'S GET MOVING!



Find a comfortable place in your house and do the exercises listed below.

### Push-Ups

Get in a push-up position with your arms straight and elbows locked. Try holding yourself in this position for 30 seconds.

### Shoulder Tap

While in the push-up position, try to touch your right hand to your left shoulder, then your left hand to your right shoulder. Repeat 8 times.

### Ab Crunches

Lay on the floor and do 10 abdominal crunches.

**Repeat this routine one more time!**



Blank paper for you to use...

Blank paper for you to use...

Blank paper for you to use...



This image shows a single sheet of white paper with horizontal ruling lines. The lines are evenly spaced and run across the width of the page. There is no text or other markings on the paper.

This image shows a single sheet of white paper with horizontal ruling lines. The lines are evenly spaced and run across the width of the page. There is no text or other markings on the paper.

[illegible]



[illegible]

# Daily Reading Log Sentence Starters-

Use these sentence starters to help you write a response to what you read. Try to use different ones each day

## Setting

The setting reminds me of \_\_\_\_\_ because \_\_\_\_\_.

## Character

The character \_\_\_\_\_ reminds me of \_\_\_\_\_.

When the character did \_\_\_\_\_ I thought \_\_\_\_\_.

## Purpose/Theme/Main Idea

I think the author is trying to get me to think about \_\_\_\_\_.

I could relate to the story because \_\_\_\_\_.

The story/section I read was mainly about \_\_\_\_\_.

## Predicting

I think \_\_\_\_\_ will happen because I noticed \_\_\_\_\_.

I wonder if \_\_\_\_\_ will happen because \_\_\_\_\_.

I predict \_\_\_\_\_ will happen because \_\_\_\_\_.

## Clarifying

I am unsure about \_\_\_\_\_.

One word/phrase I don't understand is \_\_\_\_\_.

I'm confused about \_\_\_\_\_.

One question I have is \_\_\_\_\_.

## Making Connections

This reminds me of \_\_\_\_\_ because \_\_\_\_\_.

This story is different from \_\_\_\_\_ because \_\_\_\_\_.

## Drawing Conclusions

I think that when the character (action) \_\_\_\_\_ it means \_\_\_\_\_.

One way I could describe the character is that he or she is \_\_\_\_\_.

**Daily Reading Log Sentence Starters, *continued***

Example	Non-Example
The setting reminds me of <u>a summer camp I attended</u> because <u>we also did a lot of activities and slept in bunks</u> .	The setting reminds me of <u>nothing</u> .
I think <u>the main character will keep trying to make friends</u> because <u>she seems lonely</u> .	I think <u>the main character will happen</u> because <u>she is lonely</u> .
One question I have is why did the main character get upset.	One question I have is what happened.